




TWO CHANNEL CLINICAL AUDIOMETER



AUDIOSTAR PRO



THE AUDIOMETER PERFECT FOR EVERY PATIENT POPULATION

FAST AND EFFICIENT

The GSI AudioStar Pro™ continues the tradition of excellence in clinical audiometry by maintaining the Grason-Stadler legacy of **fast, efficient, and familiar navigation**. The one button, one function front panel of the AudioStar Pro is recognized worldwide as the gold standard of user-friendly design, allowing audiologists to test with confidence.



GSI SUITE OFFERS REPORTING AND COUNSELING

Audiometric results are easily transferred from the AudioStar Pro to GSI Suite™ software where audiometric, tympanometric, and OAE test results may be combined into a single comprehensive report. Counseling overlays such as the speech banana or hearing loss levels assist the clinician with explaining the results to the patient and family members.





3 KEY BENEFITS



IMPROVE EFFICIENCY

True 2 channel testing, including simultaneous testing with different transducers in separate channels, along with independent store buttons, masking level indicators, and fast transitions between test types makes the AudioStar Pro more efficient than ever.



FAMILIAR NAVIGATION

In order to effectively evaluate every patient, familiarity with audiometry equipment is essential. With the recognizable control panel, intuitive display, single button, single function front panel navigation, clinicians will feel an immediate connection with the instrument and be able to quickly and accurately test with confidence.

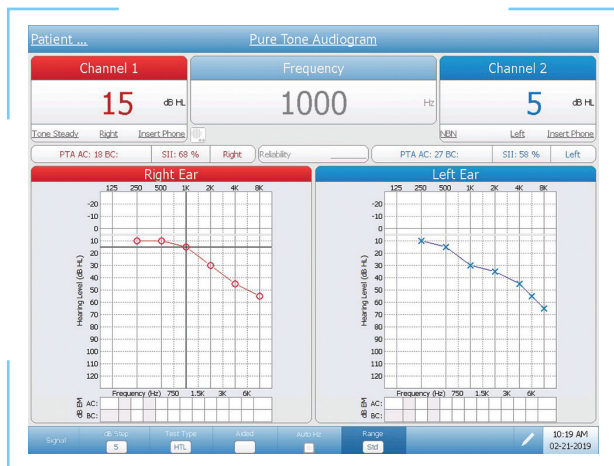


CUSTOMIZE PREFERENCES

Personalize facility preferences through the configuration application. Test type buttons, digital word lists (.Wav files), power up preferences, and other options ensure the AudioStar Pro will enhance every facility's testing and reporting needs by adding efficiency and consistency.



PATIENT-FOCUSED AUDIOMETRY



PURE TONE

The Tone Test Type button prepares the AudioStar Pro for pure tone air and bone conduction testing from 125 - 20,000 Hz. Pure tone test settings such as transducer, frequency range, and automatic frequency advance may be customized using the configuration application.

FULL FREQUENCY

Select the desired frequency range of 8,000 - 20,000 or 125 - 20,000 Hz for high frequency audiometry. Access fine frequency resolution such as 1/3 octave bands when performing ototoxic monitoring or tinnitus evaluations.



Patient... Speech Table Examiners...

Channel 1		Score - WRS		Channel 2	
65 dB HL		0 %		0 dB HL	
INTA	Left	pick		Speech Noise	Right
PTA AC: 20 BC: 31		SII: 64 %		PTA AC: 27 BC: 31	

Ear	Test Type	Int. Ext. Mix	Word Lists	Aid	%	dB HL	dB HL
R	SRT	INT	Spondee A		25		
R	WRS	INT	NJ-6 LIST 3A		90	60	
L	SRT	INT	Spondee A		25		
L	WRS	INT	NJ-6 LIST 2A		88	65	

Word	Room	Noise	Word	Room	Noise
pad	room	noise	said	room	noise
south	white	keep	dead	leaf	merge
dab	numb	juice	chief	young	pike
wasg	rain	witch	soap	tool	
ton	keep	calm			

Test Type: Word Lists Word Noise dB HL: 31 11:06 AM 02-21-2019

SPEECH TESTING

The Speech Test Type button enables customized test settings such as wordlist favorites for each test type and automatic scoring preferences. Over 100 integrated wordlists are included for repeatable and reliable recorded speech testing.

ACT TEST

The Audible Contrast Threshold test, or ACT™, is a quick, 2-minute test to accurately estimate a person's real-world ability to understand speech in noisy environments. The ACT results provide a reliable correlation with aided speech-in-noise performance and is language independent.



KEY FEATURES



AUTOMATIC SPEECH FUNCTION

Features such as speech auto play, auto advance, and auto frequency selection allow the examiner to improve productivity and patient flow. Configure your digital word lists for reliable recorded speech testing. Eliminate the need to manually calculate SII or PTA.



PEDIATRIC NOISE

Pediatric audiologists can move quickly between warble, pulsed, and pediatric noise to keep young patients on task.



STAND-ALONE PC ENABLED

Seamlessly transfer data to a computer. In the event of a network failure or computer lock up, patient data is stored and audiometric testing may continue without interruption.



DIRECT PRINT

Expedite the data entry and test administration by using the external keyboard and mouse to enter patient demographics and session comments. Print a complete report directly to a connected printer or USB flash drive.



FINE FREQUENCY

High resolution frequency testing allows users to perform inter-octave testing with eleven options, from half octave to single frequency.



CUSTOM CONFIGURATION

Configurable tests and preferences improve workflow and optimize speed of testing. Select preferences such as start up test, auto Hz advance, and wordlist favorites.



■ WHAT YOU SHOULD EXPECT FROM OUR DEVICES

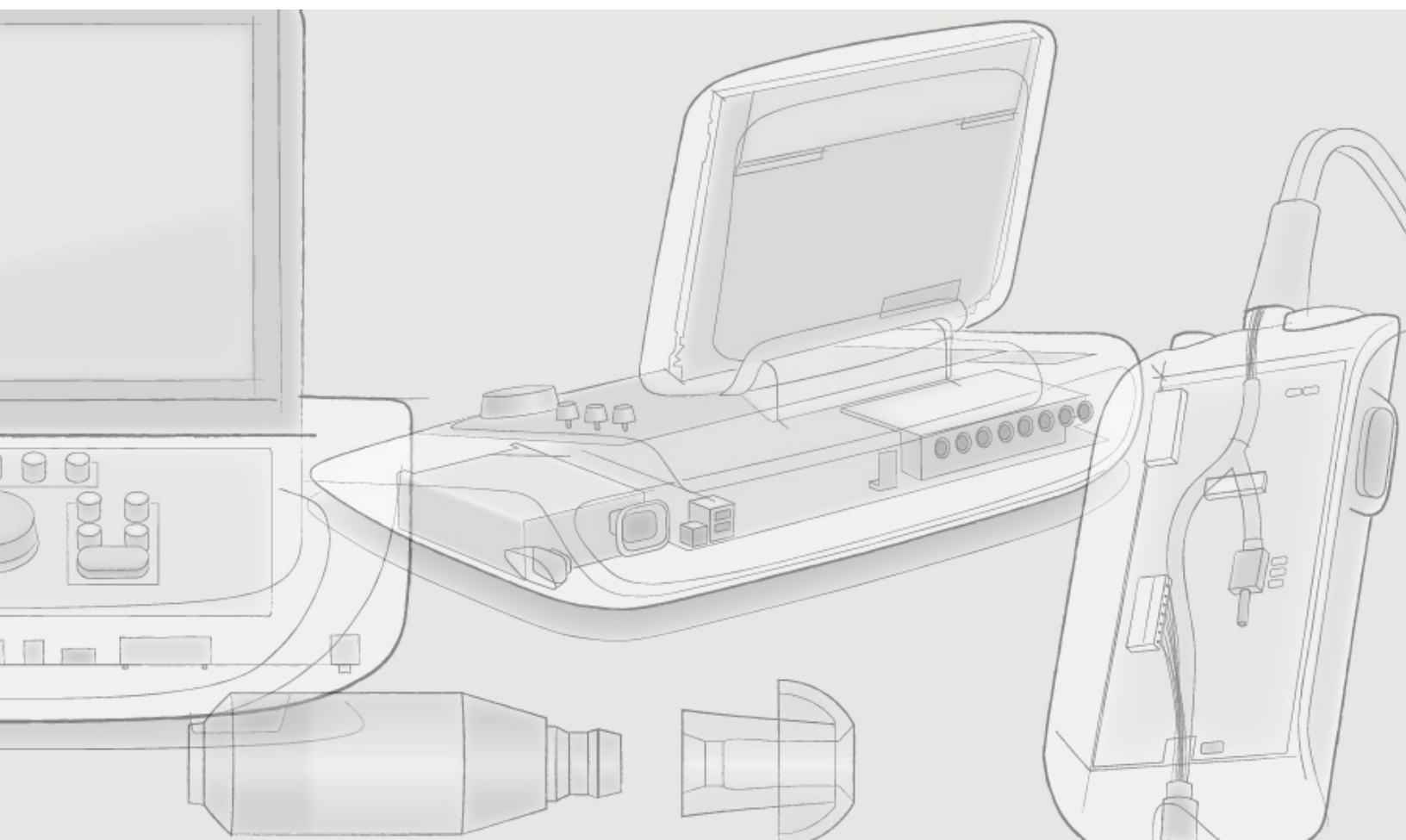
WORLD LEADER IN AUDIOMETRIC SOLUTIONS

GSI is a world leader in audiometric assessment instrumentation and carries a full line of audiometers, tympanometers, otoacoustic emissions (OAE), and auditory evoked potential instruments. From research facilities to school screenings, GSI instruments have been the equipment of choice for audiological assessments throughout the world for over 75 years.

DESIGNED SMART, BUILT STRONG

Our motto is Designed Smart, Built Strong. GSI devices are Designed Smart with the audiologist in mind, providing superior ergonomic design and navigation with one button, one function accessibility. Built Strong, our devices can take on the most routine to complex testing scenarios in any environment.

Quality, Reliable, and User-Friendly are the three core attributes that are the backbone of the GSI brand. These attributes are what you should expect from any GSI product.



AUDIOSTAR PRO

TECHNICAL SPECIFICATIONS

DIMENSIONS AND WEIGHT

W x D x H (LCD raised): 20.1 in x 14.6 in x 13.2 in (51 cm x 37 cm x 33.5 cm)

Height (LCD lowered): 5.5 in (14 cm)

Weight: 17 lb (7.7 kg)

Shipping Weight: 27 lb (12.25 kg)

CHANNELS

Two Independent Channels

PURE TONE – CHANNELS 1 AND 2

FREQUENCY RANGE

Air Conduction: 125 Hz - 20,000 Hz*

Bone Conduction: 250 Hz - 8,000 Hz

Sound Field: 125 Hz - 8,000 Hz

Paired Inserts: 125 Hz - 8,000 Hz

Frequency Accuracy: ±1%

Total Harmonic Distortion:

- < 2% (earphones and paired insert phones)
- < 5% (bone vibrator)

HEARING LEVEL RANGE

Air Conduction: -10 dB HL - 120 dB HL

Bone Conduction:

- **Mastoid:** -10 dB HL - 90 dB HL
- **Forehead:** -10 dB HL - 80 dB HL

Sound Field:

- -10 dB HL - 90 dB HL (basic speakers)
- -10 dB HL - 96 dB HL (high performance speakers)
- -10 dB HL - 102 dB HL (high performance speakers and external booster amplifier)

Paired Inserts: -10 dB HL - 120 dB HL

Masking Intensity Range

(Calibrated in effective masking):

- **Narrow Band Noise:** Maximum dB HL is 15 dB below tone
- **White Noise:** Maximum dB HL is 30 dB below tone

SIGNAL FORMAT

Steady: Tone continuously present

Pulsed: Tone pulsed 200 msec ON, 200 msec OFF

FM: Modulation Rate: 5 Hz

Modulation Depth: +/- 5%

Pulsed/FM: Pulsed and modulated

Pediatric Noise

Pediatric Noise Pulsed

SPEECH – CHANNELS 1 AND 2

Microphone: For live voice testing and communications

INT/EXT A & INT/EXT B: Can be utilized for internal wave files or recorded speech material from an external digital device

INTENSITY RANGE

Air Conduction: -10 dB HL - 100 dB HL

Bone Conduction:

- **Mastoid:** -10 dB HL - 60 dB HL
- **Forehead:** -10 dB HL - 50 dB HL

Sound Field: -10 dB HL - 90 dB HL

Paired Inserts: -10 dB HL - 95 dB HL

MASKING INTENSITY RANGE

Speech Noise:

- **Air Conduction:** -10 dB HL - 95 dB HL
- **Bone Conduction:**
 - 10 dB HL - 50 dB HL (mastoid)
 - 10 dB HL - 40 dB HL (forehead)
- **Sound Field:** -10 dB HL - 85 dB HL

White Noise:

- **Air Conduction:** -10 dB HL - 95 dB HL
- **Bone Conduction:**
 - 10 dB HL - 60 dB HL (mastoid)
 - 10 dB HL - 50 dB HL (forehead)
- **Sound Field:** -10 dB HL - 80 dB HL

SPECIAL TESTS

ACT Test

Weber Test

ABLB

SISI

High Frequency Audiometry

TEN Test

QuickSIN

BKB-SIN

Tone Decay

AMTAS Pro

SPECIAL TESTS (USER DEFINED)

MLB

Lombard test

Pure Tone Stenger

Speech Stenger

SAL

Doerfler - Stewart Test

PC ENABLED/STAND-ALONE

Transfer data to connected PC with an E-Record solution software

Print complete report directly to a compatible USB printer

COMMUNICATIONS AND MONITORING

Talk Forward: Permits the tester to speak through the examiner microphone into the selected transducer

Talk Back: Allows the examiner to listen to comments from the patient in the testing booth

Monitor: The monitor headset or monitor speaker built into the instrument housing may be used by the examiner to listen to Channel 1, Channel 2, Aux intercom, and/or Talk Back signals

Aux Intercom: The built-in Auxiliary Intercom and assistant headset allows the examiner to speak directly to an assistant and allows the assistant to hear what is being presented to the patient

On-Board VRA Control: The built-in VRA controls facilitate fast and simple activation of VRA systems

STANDARD ACCESSORIES

Wireless Keyboard and Mouse

Gooseneck Microphone

POWER

Power Consumption: 90 Watts

Voltage & Amperage: 100-240, 1.0 A max

Frequency: 50 Hz and 60 Hz

ENVIRONMENTAL

Temperature: +59° F (15° C) to +104° F (40° C)

Storage Temperature: -4° F (-20° C) to +140° F (60° C)

Relative Humidity: 5% to 90% (non-condensing)

Ambient Pressure Range: 98 kPa to 104 kPa

Background Sound Level: < 35 dB(A)

Frequency of Use: Once a year to multiple times per day

QUALITY SYSTEM

Manufactured, designed, developed, and marketed under ISO 13485 certified quality systems

COMPLIANCE

Designed, tested, and manufactured to meet the following domestic (USA), Canadian, European and International Standards:

- ANSI S3.6 (2018) Type 1 HF AE, IEC 60645-1 (2017) Type 1 EHF A-E
- UL 60601-1 American Standards for Medical Electrical Equipment
- IEC/EN 60601-1 International Standards for Medical Electrical Equipment
- CSA C22.2 # 601-1-M90
- Medical Device Directive (MDD) to comply with 93/42/EEC

*Testing above 8,000 Hz requires HF transducer option